

TEXAS EDUCATION AGENCY

2015 Accountability Summary

ANNA H S (043902001) - ANNA ISD

Accountability Rating

Met Standard

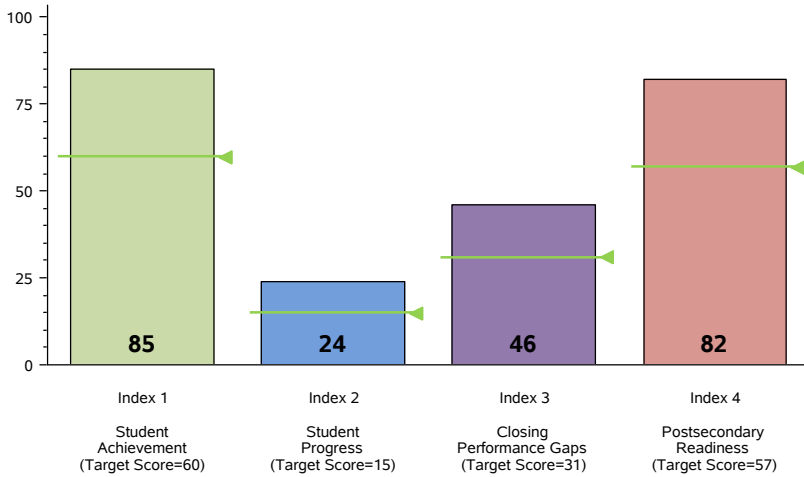
Met Standards on	Did Not Meet Standards on
<ul style="list-style-type: none"> - Student Achievement - Student Progress - Closing Performance Gaps - Postsecondary Readiness 	<ul style="list-style-type: none"> - NONE
In 2015, to receive a Met Standard or Met Alternative Standard rating, districts and campuses must meet targets on three indexes: Index 1 or Index 2 and Index 3 and Index 4.	

Distinction Designation



Academic Achievement in Reading/ELA
DISTINCTION EARNED
Academic Achievement in Mathematics
NO DISTINCTION EARNED
Academic Achievement in Science
DISTINCTION EARNED
Academic Achievement in Social Studies
DISTINCTION EARNED
Top 25 Percent Student Progress
NO DISTINCTION EARNED
Top 25 Percent Closing Performance Gaps
NO DISTINCTION EARNED
Postsecondary Readiness
DISTINCTION EARNED

Performance Index Report



Campus Demographics

Campus Type	High School
Campus Size	705 Students
Grade Span	09 - 12
Percent Economically Disadvantaged	37.2
Percent English Language Learners	2.1
Mobility Rate	17.0

Performance Index Summary

Index	Points Earned	Maximum Points	Index Score
1 - Student Achievement	895	1,054	85
2 - Student Progress	193	800	24
3 - Closing Performance Gaps	648	1,400	46
4 - Postsecondary Readiness			
STAAR Score	12.2		
Graduation Rate Score	24.8		
Graduation Plan Score	22.5		
Postsecondary Component Score	22.4		82

State System Safeguards

Number and Percent of Indicators Met

Performance Rates	20 out of 20 = 100%
Participation Rates	12 out of 12 = 100%
Graduation Rates	4 out of 4 = 100%
Total	36 out of 36 = 100%

For further information about this report, please see the Performance Reporting Division website at <http://ritter.tea.state.tx.us/perfreport/account/2015/index.html>

TEXAS EDUCATION AGENCY
2015 Accountability Summary
 SPECIAL PROGRAM CENTER (043902003) - ANNA ISD

Accountability Rating

Not Rated

Met Standards on

- NONE

Did Not Meet Standards on

- NONE

In 2015, to receive a Met Standard or Met Alternative Standard rating, districts and campuses must meet targets on three indexes: Index 1 or Index 2 and Index 3 and Index 4.

Distinction Designation

Academic Achievement in Reading/ELA

NOT ELIGIBLE

Academic Achievement in Mathematics

NOT ELIGIBLE

Academic Achievement in Science

NOT ELIGIBLE

Academic Achievement in Social Studies

NOT ELIGIBLE

Top 25 Percent Student Progress

NOT ELIGIBLE

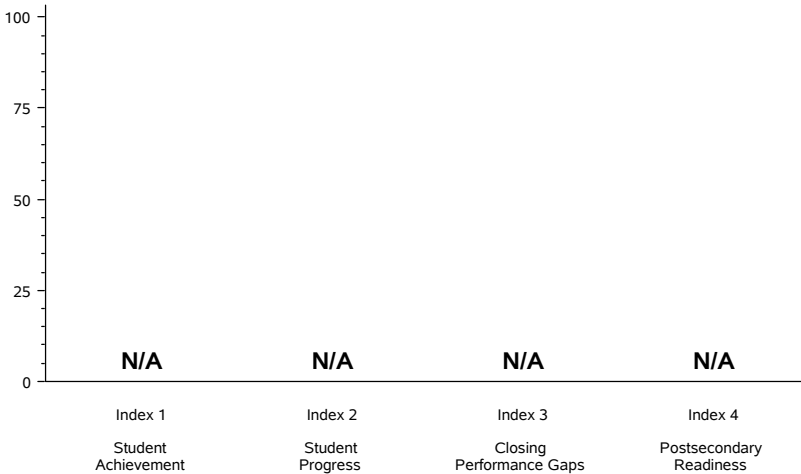
Top 25 Percent Closing Performance Gaps

NOT ELIGIBLE

Postsecondary Readiness

NOT ELIGIBLE

Performance Index Report



Campus Demographics

Campus Type	High School
Campus Size	1 Students
Grade Span	11 - 11
Percent Economically Disadvantaged	100.0
Percent English Language Learners	0.0
Mobility Rate	93.9

Performance Index Summary

Index	Points Earned	Maximum Points	Index Score
1 - Student Achievement	N/A	N/A	N/A
2 - Student Progress	N/A	N/A	N/A
3 - Closing Performance Gaps	N/A	N/A	N/A
4 - Postsecondary Readiness			
STAAR Score	N/A		
Graduation Rate Score	N/A		
Graduation Plan Score	N/A		
Postsecondary Component Score	N/A		N/A

* Includes bonus points that may have been added to the Index 4 Score.

State System Safeguards

Number and Percent of Indicators Met

Performance Rates	N/A
Participation Rates	N/A
Graduation Rates	N/A
Total	N/A

For further information about this report, please see the Performance Reporting Division website at <http://ritter.tea.state.tx.us/perfreport/account/2015/index.html>

TEXAS EDUCATION AGENCY

2015 Accountability Summary

ANNA MIDDLE (043902041) - ANNA ISD

Accountability Rating

Met Standard

Met Standards on	Did Not Meet Standards on
<ul style="list-style-type: none"> - Student Achievement - Student Progress - Closing Performance Gaps - Postsecondary Readiness 	<ul style="list-style-type: none"> - NONE

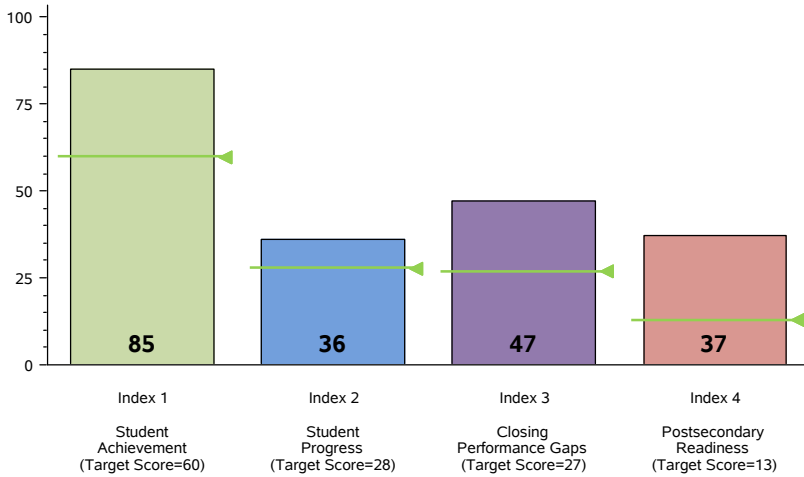
In 2015, to receive a Met Standard or Met Alternative Standard rating, districts and campuses must meet targets on three indexes: Index 1 or Index 2 and Index 3 and Index 4.

Distinction Designation



Academic Achievement in Reading/ELA
NO DISTINCTION EARNED
Academic Achievement in Mathematics
NO DISTINCTION EARNED
Academic Achievement in Science
NO DISTINCTION EARNED
Academic Achievement in Social Studies
DISTINCTION EARNED
Top 25 Percent Student Progress
NO DISTINCTION EARNED
Top 25 Percent Closing Performance Gaps
DISTINCTION EARNED
Postsecondary Readiness
NO DISTINCTION EARNED

Performance Index Report



Campus Demographics

Campus Type	Middle School
Campus Size	621 Students
Grade Span	06 - 08
Percent Economically Disadvantaged	37.2
Percent English Language Learners	4.3
Mobility Rate	17.8

Performance Index Summary

Index	Points Earned	Maximum Points	Index Score
1 - Student Achievement	1,012	1,187	85
2 - Student Progress	508	1,400	36
3 - Closing Performance Gaps	933	2,000	47
4 - Postsecondary Readiness			
STAAR Score	36.8		
Graduation Rate Score	N/A		
Graduation Plan Score	N/A		
Postsecondary Component Score	N/A		37

State System Safeguards

Number and Percent of Indicators Met

Performance Rates	19 out of 20 = 95%
Participation Rates	9 out of 9 = 100%
Graduation Rates	N/A
Total	28 out of 29 = 97%

For further information about this report, please see the Performance Reporting Division website at <http://ritter.tea.state.tx.us/perfreport/account/2015/index.html>

TEXAS EDUCATION AGENCY
2015 Accountability Summary
 JOE K BRYANT EL (043902101) - ANNA ISD

Accountability Rating

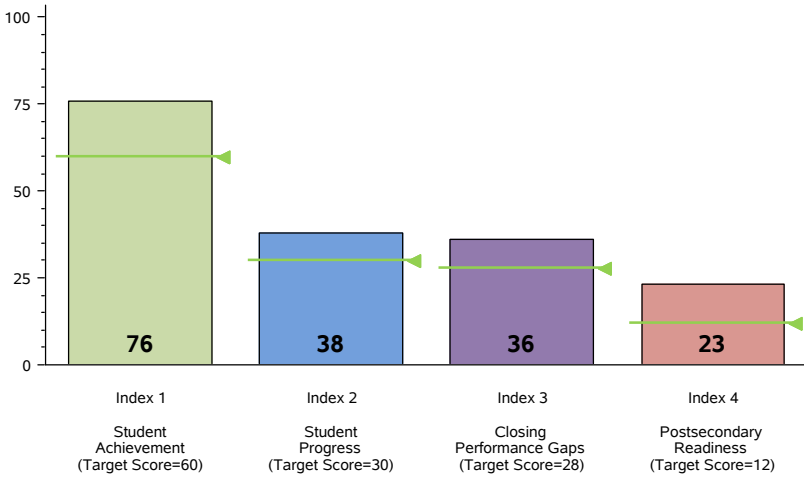
Met Standard

Met Standards on - Student Achievement - Student Progress - Closing Performance Gaps - Postsecondary Readiness	Did Not Meet Standards on - NONE
In 2015, to receive a Met Standard or Met Alternative Standard rating, districts and campuses must meet targets on three indexes: Index 1 or Index 2 and Index 3 and Index 4.	

Distinction Designation

Academic Achievement in Reading/ELA	NO DISTINCTION EARNED
Academic Achievement in Mathematics	NOT ELIGIBLE
Academic Achievement in Science	NO DISTINCTION EARNED
Academic Achievement in Social Studies	NOT ELIGIBLE
Top 25 Percent Student Progress	NO DISTINCTION EARNED
Top 25 Percent Closing Performance Gaps	NO DISTINCTION EARNED
Postsecondary Readiness	NO DISTINCTION EARNED

Performance Index Report



Campus Demographics

Campus Type	Elementary
Campus Size	596 Students
Grade Span	01 - 05
Percent Economically Disadvantaged	41.3
Percent English Language Learners	14.1
Mobility Rate	18.7

Performance Index Summary

Index	Points Earned	Maximum Points	Index Score
1 - Student Achievement	367	483	76
2 - Student Progress	300	800	38
3 - Closing Performance Gaps	358	1,000	36
4 - Postsecondary Readiness			
STAAR Score	22.5		
Graduation Rate Score	N/A		
Graduation Plan Score	N/A		
Postsecondary Component Score	N/A		23

State System Safeguards

Number and Percent of Indicators Met

Performance Rates	11 out of 13 = 85%
Participation Rates	6 out of 6 = 100%
Graduation Rates	N/A
Total	17 out of 19 = 89%

For further information about this report, please see the Performance Reporting Division website at <http://ritter.tea.state.tx.us/perfreport/account/2015/index.html>

TEXAS EDUCATION AGENCY
2015 Accountability Summary
 SUE EVELYN RATTAN EL (043902103) - ANNA ISD

Accountability Rating

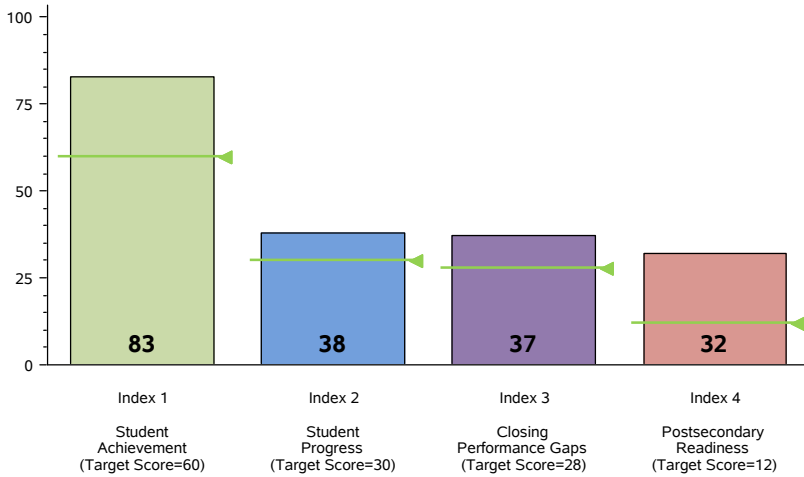
Met Standard

Met Standards on	Did Not Meet Standards on
- Student Achievement - Student Progress - Closing Performance Gaps - Postsecondary Readiness	- NONE
In 2015, to receive a Met Standard or Met Alternative Standard rating, districts and campuses must meet targets on three indexes: Index 1 or Index 2 and Index 3 and Index 4.	

Distinction Designation

Academic Achievement in Reading/ELA NO DISTINCTION EARNED
Academic Achievement in Mathematics NOT ELIGIBLE
Academic Achievement in Science NO DISTINCTION EARNED
Academic Achievement in Social Studies NOT ELIGIBLE
Top 25 Percent Student Progress NO DISTINCTION EARNED
Top 25 Percent Closing Performance Gaps NO DISTINCTION EARNED
Postsecondary Readiness NO DISTINCTION EARNED

Performance Index Report



Campus Demographics

Campus Type	Elementary
Campus Size	606 Students
Grade Span	01 - 05
Percent Economically Disadvantaged	48.5
Percent English Language Learners	19.8
Mobility Rate	15.3

Performance Index Summary

Index	Points Earned	Maximum Points	Index Score
1 - Student Achievement	414	497	83
2 - Student Progress	302	800	38
3 - Closing Performance Gaps	448	1,200	37
4 - Postsecondary Readiness			
STAAR Score	32.3		
Graduation Rate Score	N/A		
Graduation Plan Score	N/A		
Postsecondary Component Score	N/A		32

State System Safeguards

Number and Percent of Indicators Met

Performance Rates	12 out of 13 = 92%
Participation Rates	5 out of 5 = 100%
Graduation Rates	N/A
Total	17 out of 18 = 94%

For further information about this report, please see the Performance Reporting Division website at <http://ritter.tea.state.tx.us/perfreport/account/2015/index.html>

TEXAS EDUCATION AGENCY
2015 Accountability Summary
 ANNA ISD EARLY CHILDHOOD CENTER (043902104) - ANNA ISD

Accountability Rating

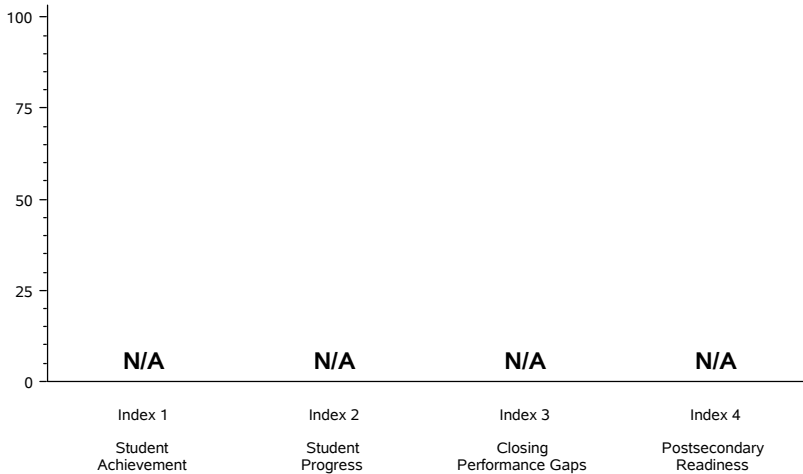
Met Standard

This campus is paired with ANNA ISD (043902000)

Distinction Designation

Academic Achievement in Reading/ELA
NOT ELIGIBLE
Academic Achievement in Mathematics
NOT ELIGIBLE
Academic Achievement in Science
NOT ELIGIBLE
Academic Achievement in Social Studies
NOT ELIGIBLE
Top 25 Percent Student Progress
NOT ELIGIBLE
Top 25 Percent Closing Performance Gaps
NOT ELIGIBLE
Postsecondary Readiness
NOT ELIGIBLE

Performance Index Report



Campus Demographics

Campus Type	Elementary
Campus Size	329 Students
Grade Span	EE - KG
Percent Economically Disadvantaged	55.3
Percent English Language Learners	22.2
Mobility Rate **	N/A

Performance Index Summary

Index	Points Earned	Maximum Points	Index Score
1 - Student Achievement	N/A	N/A	N/A
2 - Student Progress	N/A	N/A	N/A
3 - Closing Performance Gaps	N/A	N/A	N/A
4 - Postsecondary Readiness	N/A	N/A	N/A

State System Safeguards

Number and Percent of Indicators Met

Performance Rates	N/A
Participation Rates	N/A
Graduation Rates	N/A
Total	N/A

** District Mobility Rate was used when the mobility rate was not available for a campus.

For further information about this report, please see the Performance Reporting Division website at <http://ritter.tea.state.tx.us/perfreport/account/2015/index.html>